

## PIPE LASER



**Put the World's brightest, most advanced alignment laser to work on your next job:**



- WORLD'S 1ST ULTRA-VISIBLE GREENBEAM®
- WORLD'S MOST ACCURATE GRADE AND LEVELING
- WORLD'S 1ST SMARTLINE® AUTO-ALIGNMENT SYSTEM
- ALL IN THE WORLD'S TOUGHEST CAST ALUMINUM HOUSING

# It's time.

Your solution to guarantee you'll get from here to there, quickly, accurately and affordably.

Topcon's TP-L4 series of alignment lasers offer a combination of features and technology that are proven to meet the demands of contractors more than any other alignment lasers on the market.

Whether in the trenches, over-the-top, or laser guidance in mining and tunneling, the TP-L4 is the industry standard. Here's a few reasons why:

**Super-bright beam:** TP-L4's patented GreenBeam® technology provides the brightest, most visible laser beam. It's easily seen even in bright sunlight.

**Easy-to-see display:** The large, backlit LCD is sloped so you can easily see the panel without climbing into the manhole or trench. Safer, faster, better.

**Functional accessibility anywhere:** The RC-200 remote puts all of the features at your fingertips whether you're at the laser or up to 660' away.

**Tough and reliable:** A utility laser has to meet the demands of tough jobsite conditions, and Topcon's TP-L4 is by far the toughest. Its all cast-aluminum housing is sealed to keep out moisture, even when submerged. It survives even in the harshest environments.

When combined with features like SmartLine® auto-alignment, the world's most accurate grade mechanism, power options that keep you working when other lasers have given up, it's no wonder Topcon has set the standard.

There are four TP-L4 models to choose from, which means five ways to get there from here within your budget.

The best way to get started is to call your Topcon dealer today.




**TP-L4 SERIES**  
Pipe Lasers



## The TP-L4 Series:

**It's about increased productivity. It's about increased control. It's about increased value.**

**It's about time. And it's only from Topcon...**



### Precision Grade Setting for Peak Production

- World's most accurate leveling and grade system
- Survey accurate electronic encoder superior at any grade
- Reduces rework



### World's Only 3-way Beam (TP-L4GV/AV)

- Simplifies and shortens setup time
- Instant, visible plumb reference
- No more plumb bob hassles
- Quick and accurate micro-tunneling setups



### Widest Array of Power Management Choices

- Rechargeable battery pack means no cables to rip or break
- Convenient 6 hour quick charge
- 12vdc connection powers the laser and recharges the battery at the same time
- Alkaline battery pack option

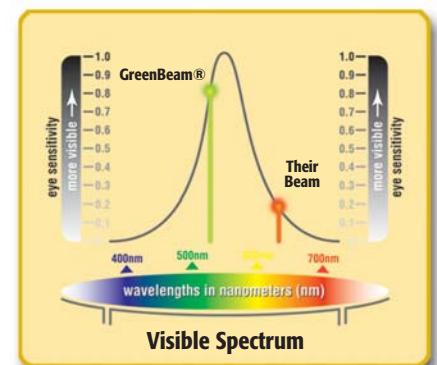


### The Standard RC-200 Infrared Remote: complete laser control, without being in the hole:


- Smart Line auto-alignment
- Laser "standby" to save battery power
- Beam Mode to precisely manage brightness
- Auto-Centering
- Grade Match for quick grade reference and elevation matching

## Why green?

Simple. You can see our Green Beam anywhere and under any conditions. It's the most visible construction laser ever! In fact, the TP-L4G Green Beam is four times easier to find in bright sunlight than conventional beams. So setup, grading and pipe installation is fast and easy.



# Fast, dependable, durable, accurate, visible. 4 times more visible! The TP-L4 – all the pipe laser, with all the features, you'll ever need.



Rugged cast aluminum, waterproof housing for tough "in-the-trench" conditions

Stringline attachment for quick alignment

Top loading battery pack to replace batteries without disturbing the laser

Smart Line automatic alignment (TP-L4GV/AV/G)

Lock grade and line settings for undisturbed operation

Beam mode matches beam intensity to ambient light for effective power management

Left/Right line control and automatic center of range return

Rubber bumper/stand protects lens from falls and enables one man to lower unit into a trench or manhole

Rubber tipped legs provide maximum stability and a tight grip, even in plastic pipe

Up/Down laser plummet eliminates troublesome plumb bob setups (TP-L4GV/AV)

Large illuminated LCD display makes grade, line, battery, and beam mode information easy to see and use

Digital level via permits easy rough leveling in the cross axis right on the display

Removable handle makes unit easy to fit into tight inverts

Two grade entry methods to fit user preferences, plus automatic 0% grade return for quick setup changes

## Accessories

**56955K Spotting Scope (green filter)**



**56820K Spotting Scope (red filter)**



**56935 Trivet Stand 3**



**56095 Transit Tower Assembly**



**56833 Drop Manhole Bracket**



**9210-1022 Tripod Adaptor**

## Other Accessories

T-Bar  
Drop Manhole Mount  
Alkaline Battery Pack  
Grade Rods  
Tripods

### "Smart Line" (TP-L4GV/AV/G)

Accelerate Production by Making Setup and Alignment Automatic Patented scanning technology allows the industry's only fast, accurate one-person automatic alignment feature: the Smart Line.

For second day setups, enter the correct grade in the laser and position the target at the end of yesterday's last section of pipe. Press the Smart Line button (on the laser or remote) and the laser automatically finds the target center, letting your crew start another day's production without delay.



### Standard Package (TP-L4GV shown)

Everything you need to get the job done, right out of the case.

- 6", 8", 10", 12" leg sets
- Carry Case
- Single Pointed Foot
- 6" to 18" Adjustable Targets
- Remote Control RC-200
- NiCad Battery BT-38Q
- Battery Charger BC-25D
- 12Vdc Power Cable PC-17
- Instruction Manual





## The Leader in Positioning Technology...

Topcon offers positioning products that deliver unparalleled site-wide performance and integration. Topcon's history of technological advances and our reputation for superior reliability means there's no other company positioned to provide you with a better "Total Positioning Solution."

From survey to inspection Topcon, through our 170+ dealers throughout North and South America, provides the innovative technology that gives surveyors, civil engineers, contractors, equipment owners, and operators the competitive edge by addressing such critical issues as increasing profits, quality craftsmanship, improving productivity, lowering operating costs, and enhancing job site safety.

Full positioning integration field-to-finish: That's the goal of Topcon. When it's time for you to step up to the next level, it's time to turn to Topcon.

## The Leader in Customer Satisfaction...

To ensure that your Topcon laser maintains peak performance, your local Topcon dealer offers factory trained and certified service technicians. If service isn't available in your area, our factory offers a repair and return policy second to none.

### Offices Worldwide

#### TOPCON CORPORATION

75-1 Hasunuma-cho, Itabashi-ku • Tokyo 174-8580, Japan  
Phone: 3-3558-2520 • Fax: 3-3960-4214 • www.topcon.co.jp

#### Topcon Europe Positioning B.V.

Essebaan 11, 2908 LJ Capelle a/d IJssel • THE NETHERLANDS  
Phone: 010-4585077 • Fax: 010-4585045 • www.topconeurope.com

#### Topcon Corporation Beijing Office

Block A No.9, Kangding Street, Beijing Economic  
Technological Development Area, Beijing 100176 • CHINA  
Tel: +86-10-6780-2799 • Fax: +86-10-6780-2790



### Topcon Positioning Systems, Inc.

7400 National Drive  
Livermore, CA 94550  
www.topconpositioning.com



Specifications subject to change without notice

©2006 Topcon Corporation All rights reserved.

P/N: 7010-5027 Rev. G Printed in U.S.A. 06/06

## Specifications

	TP-L4GV	TP-L4AV	TP-L4G	TP-L4BG	TP-L4B
<b>Laser Source</b>	532 nm Diode	633 nm Diode	532 nm Diode	532 nm Diode	633 nm Diode
<b>Beam Color</b>	Green	Red	Green	Green	Red
<b>Smart Line Auto Alignment</b>					
	Yes	Yes	Yes	No	No
<b>Auto Line Centering</b>	Yes	Yes	Yes	Yes	Yes
<b>Auto Grade Zeroing</b>	Yes	Yes	Yes	Yes	Yes
<b>Plumb Reference</b>	Yes	Yes	Yes	Yes	Yes
<b>Plumb Reference Type</b>	Laser Diode	Laser Diode	LED	LED	LED
<b>Smart Line Operating Range</b>					
	500 ft (150 m)	500 ft (150 m)	500 ft (150 m)	N/A	N/A
<b>Grade Range</b>	-15%~40%	-15%~40%	-15%~40%	-15%~40%	-15%~40%
<b>Line Range</b>	±15%	±15%	±15%	±15%	±15%
<b>Horizontal Accuracy</b>	±10"	±10"	±10"	±10"	±10"
<b>Battery Life</b>	45hrs/32hrs	70hrs/48hrs	45hrs/32hrs	45hrs/32hrs	70hrs/48hrs
Alkaline/Rechargeable					
<b>Standard Warranty</b>	2 Years	2 Years	2 Years	1 Year	1 Year
<b>Housing Construction</b> Cast Aluminum					
<b>Waterproof Depth</b>	At least 16.5 ft (5 m) for 24 hours				
<b>Operating Temperature</b>	-4F ~ 122°F (-20°C ~ 50°C)				

### RC-200 Remote Control

<b>Operating Range from TP-L4 Front</b>	660ft (200m)
<b>Operating Range from above panel</b>	82ft (25m)
<b>Battery Life</b>	Approximately 8 Months

## There's a TP-L4 just right for you...

No matter what type of pipe work you do, Topcon has a TP-L4 just right for your job and your budget.

- TP-L4GV** - GreenBeam® with laser plumb
- TP-L4AV** - Red beam with laser plumb
- TP-L4G** - GreenBeam® with LED plumb
- TP-L4BG** - Economy GreenBeam® with LED plumb
- TP-L4B** - Economy red-beam with LED plumb

### Other Topcon laser solutions:

#### General Construction Lasers:

The RL-H3C Series of infra-red construction lasers is a Topcon best value, with a host of World-Leading features at an unbeatable prices. They're the perfect general construction laser for any contractor's needs.

Choose from:

- RL-H3A:** fully automatic, self-leveling with 1,150' (350m) operating radius
- RL-H3C:** fully automatic, self-leveling with 500' (150m) operating radius
- RL-H3CL:** fully automatic, self-leveling with long-range 820' (250m) radius
- RL-H3CS:** fully automatic, self-leveling, slope match capability with 500' (150m) operating radius



Your local Authorized Topcon dealer is: